

# BALDWIN COUNTY HOMES



Su	M	Tu	W	Th	F	Sa
					1	2
3	4	5	6	7	8	9
10	11	12	13	14	15	16
17	18	19	20	21	22	23
24	25	26	27	28	29	30

Sunday, September 3

# 2017

## TABLE OF CONTENTS

Charts and Commentary .....	Pages 1-2
Market Summary Table .....	Page 3
Glossary .....	Page 4

## Cal Carter-GulfShoresLife.com Team

Keller Williams Alabama Gulf Coast  
 22502 Highway 98  
 Fairhope, AL 36532  
[www.GulfShoresLife.com](http://www.GulfShoresLife.com)  
[info@gulfshoreslife.com](mailto:info@gulfshoreslife.com)  
 251-923-2322  
 251-923-2321



<https://www.facebook.com/GulfShoresLife>



<http://www.linkedin.com/profile/view?id=851649>



<http://twitter.com/gulfshoreslife>



<http://www.youtube.com/user/gulfshoreslife>

**Real Market Reports**

[www.RealMarketReports.com](http://www.RealMarketReports.com)

# BALDWIN COUNTY HOMES

Sunday, September 3, 2017

Cal Carter-GulfShoresLife.com Team

Keller Williams Alabama Gulf Coast  
 info@gulfshoreslife.com  
 251-923-2322

## Let's take a look

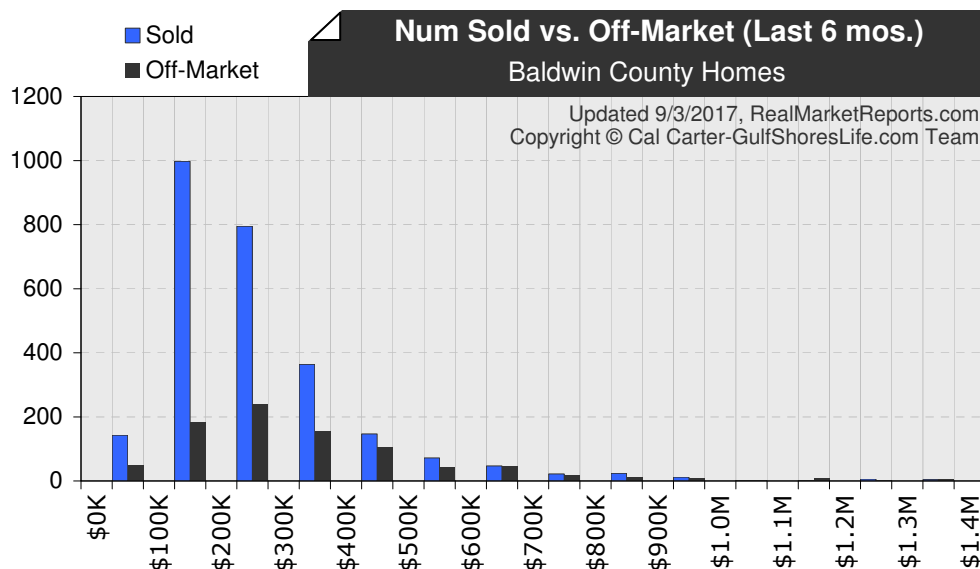
at the real estate market. Currently there are 706 sales pending in the market overall, leaving 1913 listings still for sale. The resulting pending ratio is 27.0% (706 divided by 2,619). So you might be asking yourself, that's great... but what exactly does it mean? I'm glad you asked!

The pending ratio indicates the supply & demand of the market. Specifically, a high ratio means that listings are in demand and quickly going to contract. Alternatively, a low ratio means there are not enough qualified buyers for the existing supply.

*"Current inventory is described as mildly active."*

Taking a closer look, we notice that the \$100K - \$200K price range has a relatively large number of contracts pending sale.

We also notice that the \$200K - \$300K price range has a relatively large inventory of properties for sale at 497 listings. The median list price (or asking price) for all properties in this market is \$299,900.



A total of 2650 contracts have closed in the last 6 months with a median sold price of \$219,900. Breaking it down, we notice that the \$100K - \$200K price range contains the highest number of sold listings.

Alternatively, a total of 891 listings have failed to sell in that same period of time. Listings may fail to sell for many reasons such as being priced too high, having been inadequately marketed, the property was in poor condition, or perhaps the owner had second thoughts about selling at this particular time. The \$200K - \$300K price range has the highest number of off-market listings at 239 properties.

# BALDWIN COUNTY HOMES

Sunday, September 3, 2017

Cal Carter-GulfShoresLife.com Team

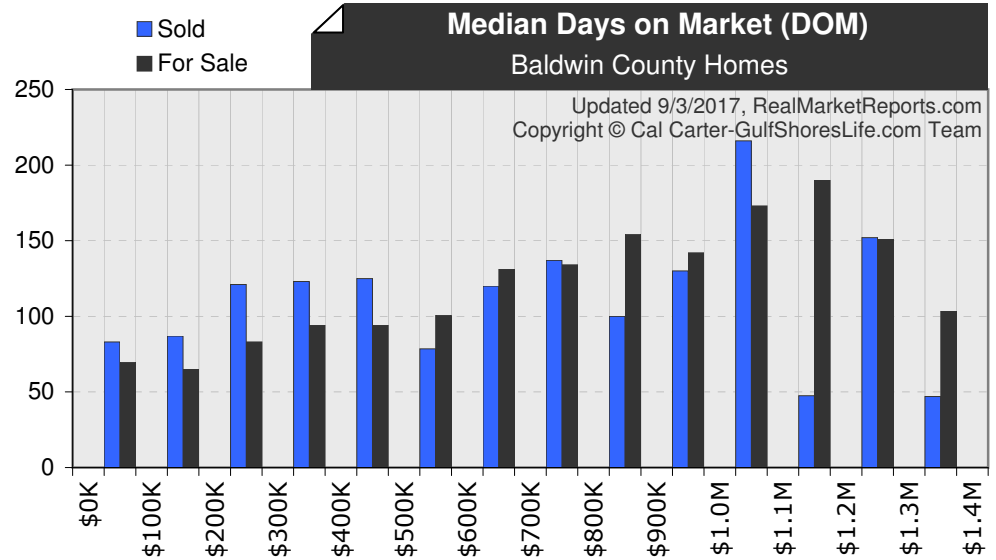
Keller Williams Alabama Gulf Coast  
 info@gulfshoreslife.com  
 251-923-2322

Looking at the chart to the right, you might be wondering why average days on market (DOM) is important. This is a useful measurement because it can help us to determine whether we are in a buyer's market (indicated by high DOM), or a seller's market (indicated by low DOM). Active listings (properties for sale) have been on the market for a median time of 89 days.

Analysis of sold properties for the last six months reveals a median sold price of \$219,900 and 102 days on market. Notice that properties in the \$1.1M - \$1.2M price range have sold quickest over the last six months.

The recent history of sales can be seen in the two charts below. The median sold price for the last 30 days was \$230,265 with a DOM of 106 days.

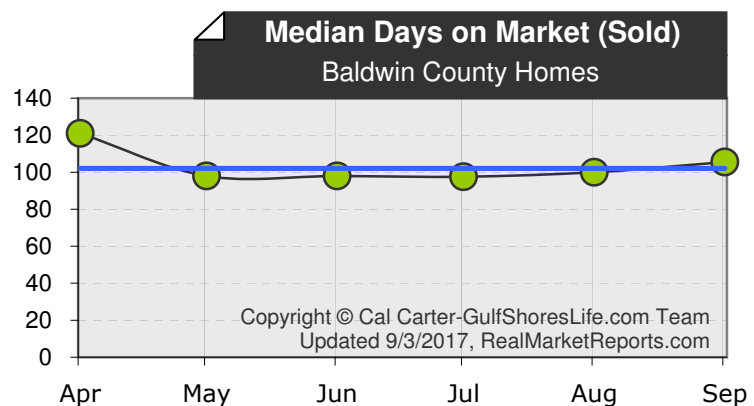
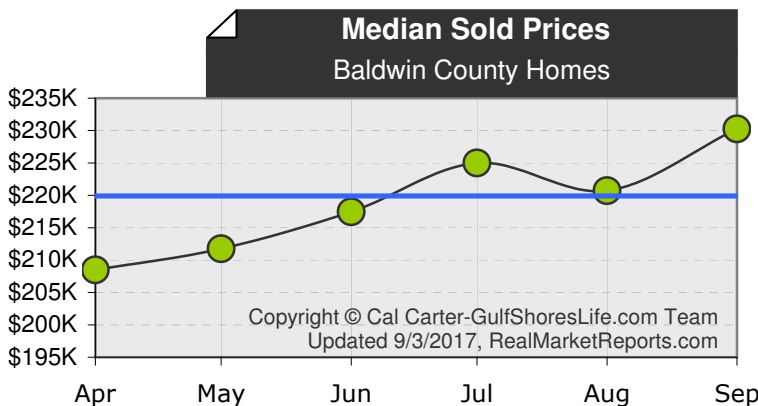
Since the recent DOM is greater than the median DOM for the last 6 months, it is a negative indicator for demand. It is always important to realize that real estate markets can fluctuate due to many factors, including shifting interest rates, the economy, or seasonal changes.



**"The median list-to-sales ratio for this area is 97.8%."**

Ratios are simple ways to express the difference between two values such as list price and sold price. In our case, we typically use the list-to-sale ratio to determine the percentage of the final list price that the buyer ultimately paid. It is a very common method to help buyers decide how much to offer on a property.

Analysis of the absorption rate indicates an inventory of 4.3 months based on the last 6 months of sales. This estimate is often used to determine how long it would take to sell off the current inventory of properties if all conditions remained the same. It is significant to mention that this estimate does not take into consideration any additional properties that will come onto the market in the future.



# REAL ESTATE MARKET REPORT BALDWIN COUNTY HOMES

Sunday, September 3, 2017

Cal Carter-GulfShoresLife.com Team  
Keller Williams Alabama Gulf Coast  
info@gulfshoreslife.com  
251-923-2322

MARKET SUMMARY TABLE		706 PENDING <sup>[2]</sup>					891 OFF-MARKET (last 6 mos) <sup>[3]</sup>					ABSORPTION RATE (months of inventory)		
A = Average Value M = Median Value N/A = Not Available		1913 ACTIVE <sup>[1]</sup>					2650 SOLD/CLOSED (last 6 months) <sup>[4]</sup>							
Price Range		Num #	Days on Market	Current List Price	Num #	Pend Ratio	Num #	Num #	Days on Market	Original List Price	Final List Price	Sold/Closed Price	List-Sale Ratio	Est. Mos.
Low	High													
\$0	\$99,999	44	A 87 M 70	\$ 72,182 \$ 75,000	29	40%	50	143	A 105 M 83	\$ 76,924 \$ 79,000	\$ 72,115 \$ 75,000	94% 95%	1.8	
\$100,000	\$199,999	434	A 103 M 65	\$ 164,536 \$ 168,378	257	37%	182	998	A 115 M 87	\$ 162,503 \$ 165,000	\$ 158,585 \$ 160,000	98% 97%	2.6	
\$200,000	\$299,999	497	A 120 M 83	\$ 252,235 \$ 249,500	244	33%	239	795	A 150 M 121	\$ 250,690 \$ 245,000	\$ 245,034 \$ 242,000	98% 99%	3.8	
\$300,000	\$399,999	379	A 118 M 94	\$ 354,937 \$ 354,895	107	22%	156	364	A 159 M 123	\$ 353,797 \$ 349,900	\$ 344,185 \$ 342,000	97% 98%	6.2	
\$400,000	\$499,999	186	A 129 M 94	\$ 452,770 \$ 449,900	21	10%	105	147	A 169 M 125	\$ 456,210 \$ 449,900	\$ 440,756 \$ 440,000	97% 98%	7.6	
\$500,000	\$599,999	96	A 174 M 101	\$ 558,536 \$ 559,250	13	12%	42	72	A 176 M 79	\$ 559,338 \$ 559,915	\$ 540,600 \$ 535,000	97% 96%	8	
\$600,000	\$699,999	73	A 178 M 131	\$ 655,163 \$ 649,000	11	13%	45	47	A 172 M 120	\$ 679,257 \$ 679,000	\$ 642,430 \$ 633,292	95% 93%	9.3	
\$700,000	\$799,999	44	A 226 M 134	\$ 756,960 \$ 750,000	7	14%	18	22	A 170 M 137	\$ 789,827 \$ 779,500	\$ 734,136 \$ 725,000	93% 93%	12	
\$800,000	\$899,999	50	A 351 M 154	\$ 864,142 \$ 862,450	5	9%	11	24	A 174 M 100	\$ 878,129 \$ 866,950	\$ 831,215 \$ 825,000	95% 95%	12.5	
\$900,000	\$999,999	23	A 234 M 142	\$ 976,060 \$ 989,000	1	4%	8	12	A 189 M 130	\$ 992,159 \$ 975,000	\$ 933,542 \$ 935,000	94% 96%	11.5	
\$1,000,000	\$1,099,999	5	A 413 M 173	\$ 1,064,200 \$ 1,050,000	2	29%	3	3	A 200 M 216	\$ 1,214,967 \$ 1,199,900	\$ 1,038,333 \$ 1,050,000	85% 88%	10	
\$1,100,000	\$1,199,999	16	A 185 M 190	\$ 1,146,275 \$ 1,150,000	0		8	2	A 48 M 48	\$ 1,220,000 \$ 1,220,000	\$ 1,127,500 \$ 1,127,500	92% 92%	48	
\$1,200,000	\$1,299,999	15	A 256 M 151	\$ 1,259,347 \$ 1,250,000	2	12%	3	6	A 237 M 152	\$ 1,322,333 \$ 1,325,000	\$ 1,236,316 \$ 1,232,500	93% 93%	15	
\$1,300,000	\$1,399,999	10	A 158 M 104	\$ 1,349,700 \$ 1,349,500	0		5	4	A 119 M 47	\$ 1,436,250 \$ 1,397,500	\$ 1,323,750 \$ 1,322,500	92% 95%	15	
\$1,400,000	+	41	A 263 M 201	\$ 2,550,195 \$ 1,995,000	7	15%	16	11	A 150 M 117	\$ 1,909,455 \$ 1,790,000	\$ 1,749,909 \$ 1,535,000	92% 86%	22.4	
<b>Market Totals</b>		<b>1,913</b>			<b>706</b>	<b>27%</b>	<b>891</b>	<b>2650</b>					<b>4.3</b>	
<b>Market Averages</b>		<b>136</b>		<b>\$ 407,579</b>				<b>138</b>		<b>\$ 276,092</b>	<b>\$ 266,871</b>	<b>97%</b>		
<b>Market Medians</b>		<b>89</b>		<b>\$ 299,900</b>				<b>102</b>		<b>\$ 224,900</b>	<b>\$ 219,900</b>	<b>98%</b>		

Date Range (Off-Market & Sold) = 03/05/2017 to 09/03/2017  
Data believed to be accurate but not guaranteed.

Status = [1] A; [2] P, U; [3] W, X, D, T; [4] C  
County = Baldwin  
Property Type = R

Favors Sellers Favors Buyers

Sunday, September 3, 2017

Cal Carter-GulfShoresLife.com Team

Keller Williams Alabama Gulf Coast  
info@gulfshoreslife.com  
251-923-2322**1. PROPERTIES FOR SALE (ACTIVE)**

- Number Active:** The number of listings for sale which are currently being marketed but do not yet have a purchase agreement.
- Days on Market (DOM):** The marketing period of currently active listings. This does not account for some listings which have had a previous listing period, but were re-entered as a new listing.
- Current List Price:** The price that a property seller is currently asking.

**2. CONTRACTS PENDING**

- Number Pending:** The number of current listings for which a contract has been signed but has not yet closed.
- Pending Ratio:** Sometimes called a "list-to-pending ratio". This is a measure of how fast properties are going under contract vs. how fast they are being listed.

$$\text{Pending Ratio} = \frac{P \text{ (Number of Pending Listings)}}{A+P \text{ (Number of Active + Pending)}}$$

(P) represents properties that buyers have chosen

(A+P) represents the entire pool from which they have chosen

**3. OFF-MARKET**

- Number Off-Market:** The number of listing agreements that have failed to close in the last 6 months. Some owners may choose to re-offer their property for sale.

**4. PROPERTIES SOLD (CLOSED CONTRACT)**

- Number Sold:** The number of properties that have gone to a closing in the last 6 months.
- Days on Market (DOM):** The marketing time it has taken properties to sell in the last 6 months.
- Original List Price:** The price at which a sold property was originally marketed.
- Final List Price:** The price at which a sold property was marketed just prior to selling.
- Sold/Closed Price:** The price for which a property sold.
- List to Sales Ratio:** The percentage of the list price that the buyer ultimately paid for the property.

$$\text{List to Sales Ratio} = \frac{\text{Sold Price}}{\text{Final List Price}}$$

**5. ABSORPTION RATE / MONTHS OF INVENTORY**

- Absorption Rate / Months of Inventory:** An estimate of how fast listings are currently selling measured in months. For example, if 100 properties sell per month and there are 800 properties for sale - there is an 8 month supply of inventory before counting the additional properties that will come on the market.